



CERTIFIED RADON REPORT

May 16, 2011

Test Number: 7169-320

Property Inspected:

Licensed Radalink Radon Inspector:

Mystic Home Inspection

Donald Bissex

40 Glen Street

Melrose, MA 02176

Phone: 781-475-8980

Fax:

Test performed for:

Calibrated: 01/05/2011	Placed By: Donald Bissex (+)	Temp. Pressure R.H.
Test Started: 05/13/2011 11:51 AM	Retrieved By: Donald Bissex (+)	Min: 55.0 30.5 55
Test Ended: 05/16/2011 8:56 AM	Test Site: Unfinished Basement	Avg: 55.5 30.6 76
	Test Duration: 69 hours	Max: 59.0 30.7 85

(+)State license or certification number unavailable

AVERAGE RADON CONCENTRATION: 17.1 pCi/l

Test has met minimum EPA sampling duration.

Time	05/13/2011		05/14/2011		05/15/2011		05/16/2011	
	pCi/l	Flags	pCi/l	Flags	pCi/l	Flags	pCi/l	Flags
00:51 am			18.5		16.7		21.7	
01:51			21.2		15.0		24.9	
02:51			19.7		17.4		24.0	
03:51			21.0		17.9		24.0	
04:51			18.3		14.8		25.5	
05:51			17.1		17.2		24.3	
06:51			20.4		17.8		21.7	
07:51			20.2		13.5		23.7	
08:51			20.5		15.6		21.4	
09:51			24.1		16.1			
10:51			19.5		15.7			
11:51			20.4		14.8			
12:51 pm	Eq.		16.8		13.2			
01:51	Eq.		21.0		13.2			
02:51	Eq.		17.5		11.7			
03:51	Eq.		19.1		11.1			
04:51	7.7		17.0		10.5			
05:51	5.7		19.7		10.8			
06:51	4.2		17.3		11.6			
07:51	6.6		20.4		11.8			
08:51	10.1		18.2		13.3			
09:51	17.7		15.5		17.5			
10:51	19.7		18.3		16.3			
11:51	16.8		15.0		20.3			

Flags: P= AC Power Disruption; T=Tilt
Eq. = Equilization Period

While every effort was made to maintain optimum quality control and EPA Protocol during the testing period, neither Radalink, Inc. or its licensed agents provide any warranty, expressed or implied, for the consequences of erroneous test results. There can be some uncertainty with any measurement due to statistical variations, extreme weather changes, operation of the building, and other factors. Radalink, Inc. and its licensed operators shall not be liable under any charge or claim for losses, claims, charges, fees, demands, expenses, or damages resulting from a radon test. This report is subject to the terms on the last page of the document.

ENVIRONMENTAL DATA

MONITOR-TEST NUMBER: 7169-320

Property Inspected:

Time	05/13/2011			05/14/2011			05/15/2011			05/16/2011		
	Temp	InHg	RH	Temp	InHg	RH	Temp	InHg	RH	Temp	InHg	RH
00:51 am				56.0	30.7	75	55.0	30.6	77	55.0	30.6	80
01:51				56.0	30.7	75	56.0	30.7	77	55.0	30.6	80
02:51				56.0	30.7	72	56.0	30.6	77	55.0	30.6	80
03:51				56.0	30.7	72	55.0	30.6	78	55.0	30.6	79
04:51				56.0	30.7	70	56.0	30.6	76	55.0	30.6	78
05:51				56.0	30.7	69	56.0	30.6	77	55.0	30.6	80
06:51				56.0	30.7	69	55.0	30.6	78	56.0	30.7	77
07:51				56.0	30.7	69	56.0	30.6	77	55.0	30.6	79
08:51				55.0	30.7	68	55.0	30.6	78	56.0	30.7	78
09:51				56.0	30.7	69	55.0	30.6	79			
10:51				55.0	30.7	73	55.0	30.6	77			
11:51				55.0	30.7	73	55.0	30.6	80			
12:51 pm	68.0	30.7	40	55.0	30.7	72	55.0	30.6	79			
01:51	59.0	30.7	55	55.0	30.7	73	55.0	30.6	78			
02:51	56.0	30.7	64	55.0	30.7	76	56.0	30.5	80			
03:51	56.0	30.7	70	56.0	30.7	74	55.0	30.6	80			
04:51	56.0	30.7	72	55.0	30.6	73	55.0	30.6	79			
05:51	56.0	30.7	73	55.0	30.6	76	55.0	30.6	80			
06:51	56.0	30.7	75	55.0	30.6	74	55.0	30.6	82			
07:51	56.0	30.7	74	56.0	30.6	76	55.0	30.6	83			
08:51	56.0	30.7	75	56.0	30.6	78	55.0	30.6	83			
09:51	56.0	30.7	75	55.0	30.6	76	55.0	30.6	83			
10:51	56.0	30.7	78	56.0	30.6	78	55.0	30.6	85			
11:51	56.0	30.7	74	55.0	30.6	77	55.0	30.6	81			

AVERAGE RADON CONCENTRATION: 17.1 pCi/l



Reviewed and certified by

Terry Howell

Terry Howell, Quality Assurance Mgr.
Radalink, Inc. NEHA 135791T

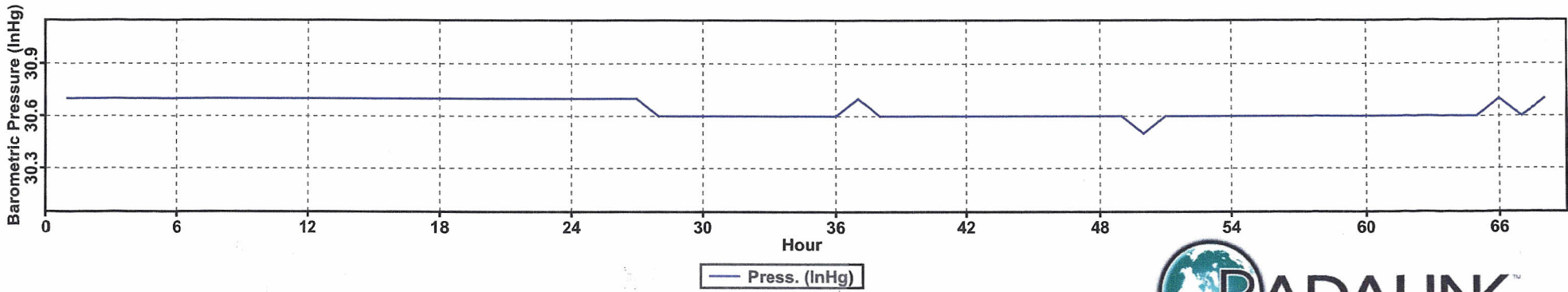
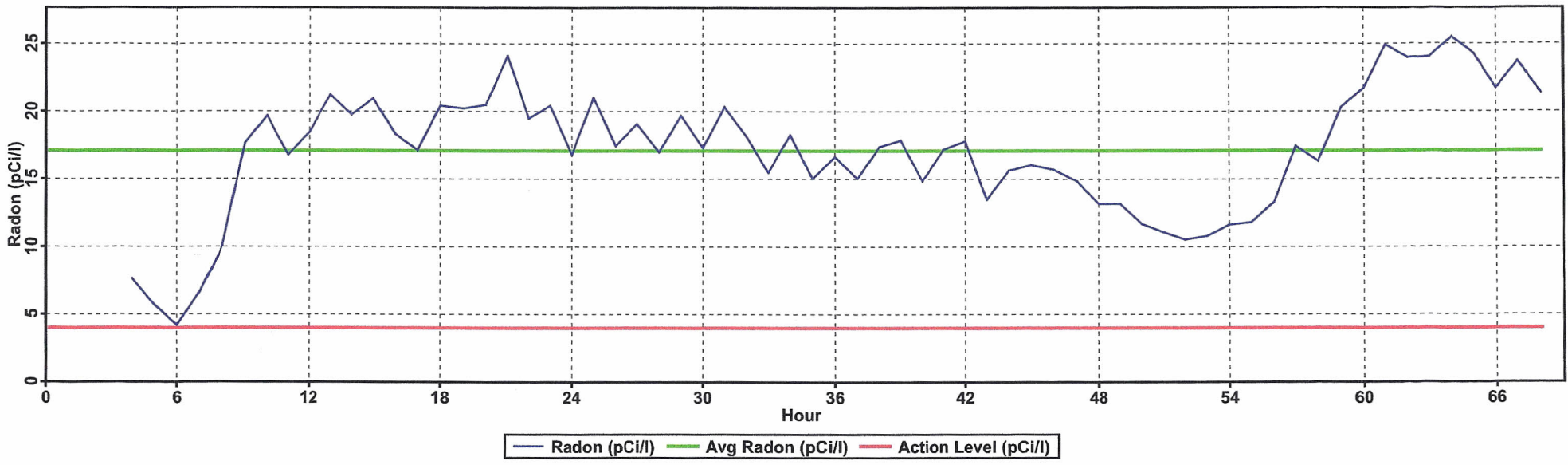
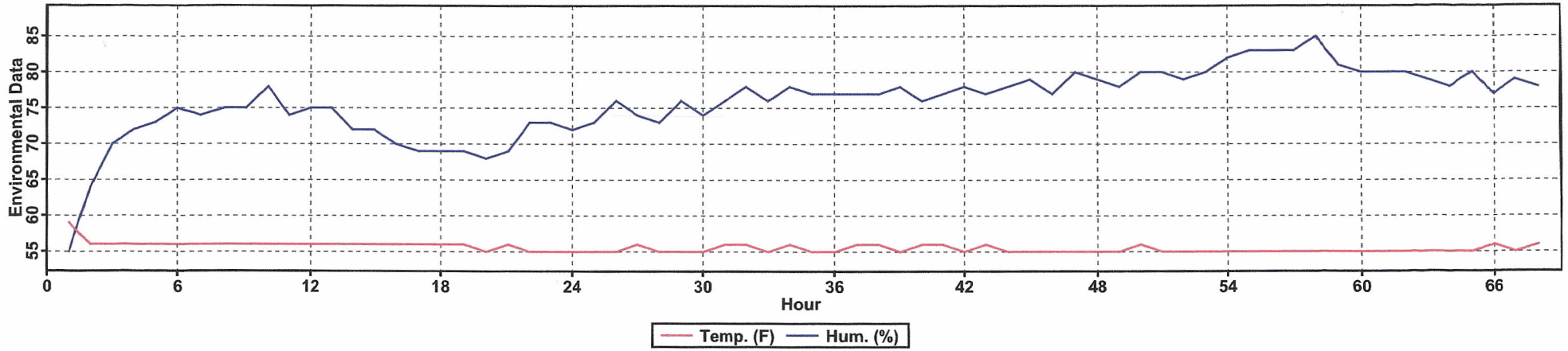
	Minimum	Average	Maximum	Variance
Temperature:	55.0	55.5	59.0	0.43
Barometric Pressure:	30.5	30.6	30.7	0.0
Relative Humidity:	55	76	85	22.81

NOTE: The first hour's environmental data is excluded from the table above.

Radalink, Inc. 5599 Peachtree Road Atlanta, GA 30341 Phone: (800)295-4655

GRAPHICAL DATA VIEW

MONITOR-TEST NUMBER: 7169-320



Property Inspected:

AVERAGE RADON CONCENTRATION: 17.1 pCi/l

